

DURACELL®

M100

PORTABLE CHARGING HUB

USER MANUAL



INCLUDED IN THE PACKAGE



1. M100 PORTABLE CHARGING HUB



2. 60W M-DOCK CHARGING DOCK + WALL CHARGER

CHARGING YOUR CHARGING HUB

There are two ways to power the unit:

1. M-Dock Charging



CHARGING DOCK
Charges M100 in 3 hours

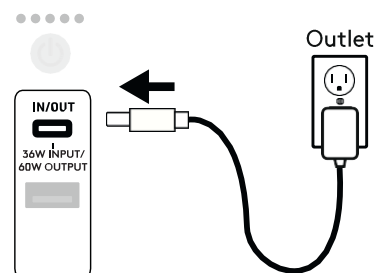
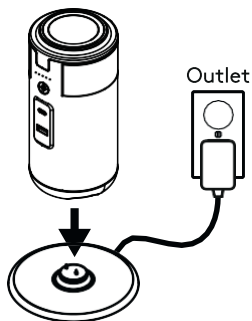


60W DOCKING STATION WITH WALL CHARGER
Wall Charger Included

2. USB-C Charging



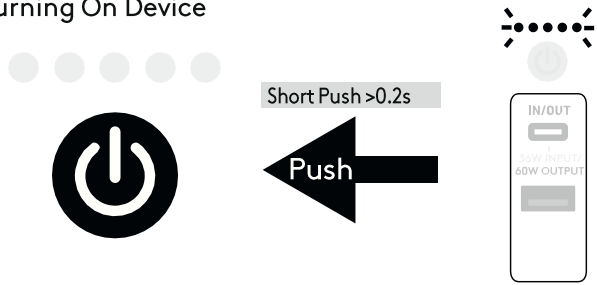
USB-C IN/OUT PORT: 36W MAX PD CHARGING INPUT
USB-C Charger Not Included



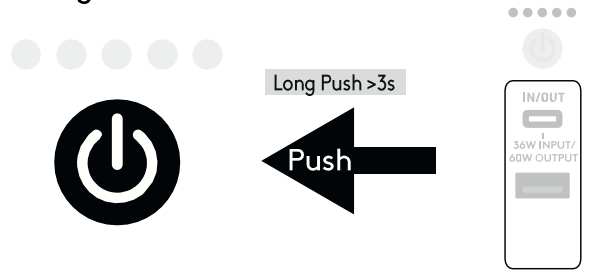
USING YOUR PORTABLE CHARGING HUB

TURNING ON/OFF DEVICE

Turning On Device

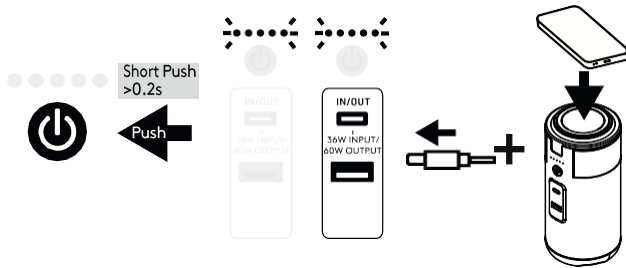


Turning Off Device



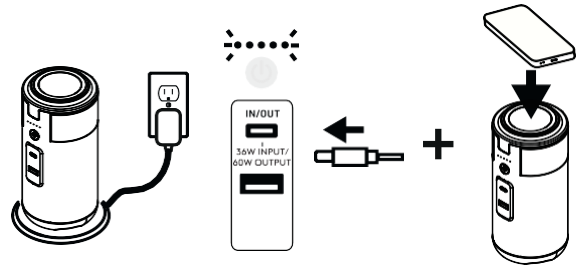
CHARGING DEVICES

USB and Wireless Charging

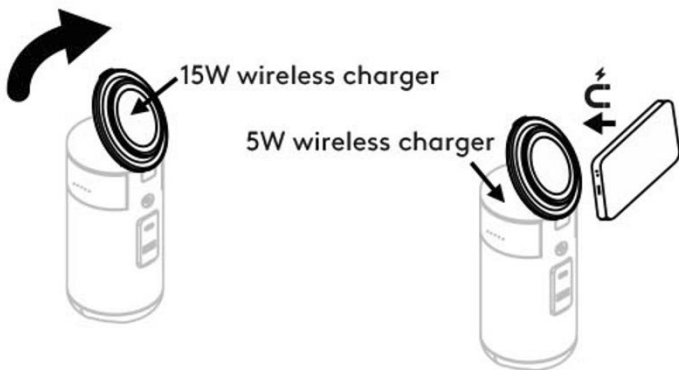


Auto Detecting Ports While Charging

(All Ports Will Function While Device Is Being Charged Via USB-C In/Out or M-Dock)

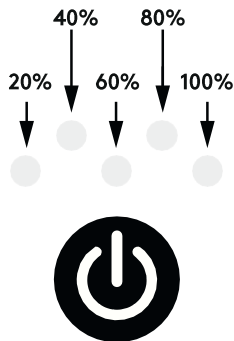


TILTABLE LID

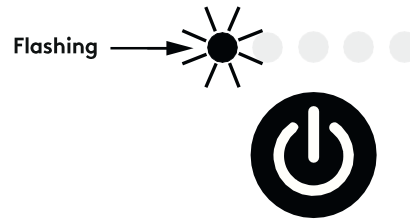


BATTERY LEVEL INDICATOR

Battery Level



Battery 0%. Must Recharge.



BATTERY LEVEL STATUS LOGIC (5 LED)

Display Battery Level Indicator (%)	Idle State (LED will dim down after 30s)	During Charging	During Discharging
0-20	LED 1 ON	LED 1- 5 blinking rolling from 1 to 5	LED 1 blinking
>20-40	LED 1-2 ON	LED 1 always ON. LED 2- 5 blinking from 2 to 5	LED 1 always ON. LED 2 blinking
>40-60	LED 1-3 ON	LED 1-2 always ON. LED 3- 5 blinking from 3 to 5	LED 1-2 always ON. LED 3 blinking
>60-80	LED 1-4 ON	LED 1-3 always ON. LED 4- 5 blinking from 4 to 5	LED 1-3 always ON. LED 4 blinking
>80-<100	All LED On	LED 1-4 always ON. LED 5 blinking	LED 1-4 always ON. LED 5 blinking
100	All LED On	All LED On	LED 1-4 always ON. LED 5 blinking

STORAGE AND MAINTENANCE

1. Please keep the unit in a cool and well-ventilated environment, away from any source of water, heat or flammable gases.
2. For long-term storage, please recharge the unit every 3-6 months to make sure it's always above 80% SOC (State of Charge).

DISPOSAL AND RECYCLING

Recycle the unit responsibly and according to local, state, and national regulations applicable to lithium-ion rechargeable batteries.



TROUBLESHOOTING

PROBLEM

Unit is not recharging.

SOLUTION

Make sure the M-Dock is properly connected to a working AC receptacle. Try another AC receptacle if not working

Make sure the contacts at the bottom of the unit and at the top of the M-Dock are clean and free from foreign objects.

If the M-Dock contacts are damaged, contact Duracell customer service.

Make sure the M100 is within the operating temperature range. If the M100 is too cold or too hot, it will not charge.

M100 is not charging or powering my device.

Make sure the M100 is powered on. If the Battery Level indicator is off, press the power button to turn the unit on.

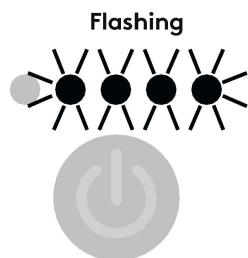
If the battery level is too low, the left LED will blink rapidly. In this case, the M100 must be recharged before use.

M100 is not charging or powering my devices and the top 4 LEDs blinking.

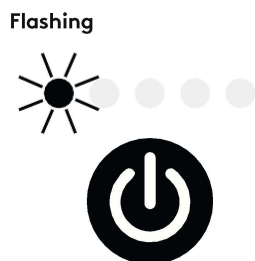
This occurs when the M100 has detected it is outside of its operating temperature range.

If too hot, bring the M100 to a cooler location, and allow it to return to normal operating temperature.

If too cold, bring the M100 to a warmer location and allow the M100 to return to normal operating temperature.



Left LED is blinking.



Low Battery and battery under voltage shut down:
When the battery capacity is low, the left LED will blink fast. Place the M100 on the M-Dock and allow it to charge.

If you are still experiencing problems with your unit, please visit www.duracell.com or call Duracell Consumer Relations at 800-551-2355.

FREQUENTLY ASKED QUESTIONS



1. What battery does my M100 use?

It uses high-performance lithium-ion cells.

2. What devices can my M100 power?

With a total max of 92W continuous power, the M100 can power a wide range of portable electronic devices and Laptops.

3. How long will my M100 keep my devices running?

That will depend on the power consumption of each connected device. The Battery Level indicator will show the remaining state of charge in the M100.

4. How to store my M100?

Before storing, make sure to turn off the M100 first and then store it in a dry, well ventilated place at room temperature (42-85°F). Do not place it near water sources. For long-term storage, recharge every 3-6 months to ensure the battery is always above 80% to protect the battery life.

5. Can I recharge my M100 while using it?

Yes, the M100 can be charged and used at the same time, but it will extend the recharge time.

6. Can my M100 be used as an Uninterrupted Power Supply (UPS)?

No, the M100 is not designed to be used as a UPS and has only DC power outputs.

7. Can I bring my M100 on a plane?

Check with the airline.

WARRANTY INFORMATION

Duracell covers a 24-month limited warranty from the date of purchase. Keep a copy of your purchase receipt as proof of purchase. Our product's warranty is limited only to the M100 itself when used normally in accordance with the operating instructions and the system environment. The customer acknowledges and agrees that:

- Duracell is not liable for damage or loss resulting from the use of this product or for any claim from a third party.
- Duracell is not liable for problems with any electronic devices or home appliances or any other hardware arising from the use of this product, the suitability of the product for specific hardware, software, or peripherals, operating conflicts with other installed software, data loss, or other accidental or unavoidable damages.
- Duracell is not liable for financial damages, lost products, claims from third parties, etc., arising from the use of this product.

For more information regarding our product line, customer service and warranty information please contact **Duracell Consumer Relations at 800-551-2355** or visit our website: www.duracell.com

IMPORTANT SAFETY INFORMATION



1. Read all the instructions before using the M100.
2. To reduce the risk of injury, close supervision is necessary when the M100 is used near children.
3. Do not expose the M100 to rain or snow or use it when lightning is expected or present. Do not place the M100 in direct sunlight. Only place it in clean, dry places.
4. Use only recommended Duracell accessories and chargers.
5. Do not expose the M100 to fire or excessive temperature. Any such exposure to fire or temperature above 140°F (60°C) may cause an explosion. Do not use near flammable gases or fumes.
6. Do not use the M100 with damaged wires or plugs.
7. Do not use the M100 if it is damaged or modified. Damage or modification of the M100, including the lithium-ion battery pack within the M100, may exhibit unpredictable behavior resulting in fire, explosion, or risk of injury.
8. Make sure to use the M100 in a ventilated environment. Do not restrict the ventilation of the unit in any way during usage.
9. During storage, keep the M100 in a dry and ventilated place to avoid moisture and electric shock.
10. This M100 has no serviceable parts.
11. Do not disassemble, repair, or modify the M100. It may cause fire, explosion, injury, and unpredictable risks.
12. Do not remove power cables by pulling on the cable itself, as it may fray and cause a short circuit. Cables should be properly removed by holding their connectors and pulling.
13. Do not put coins, metal credit cards, or any other metal objects between your phone and the tiltable lid during wireless charging.
14. Please visit www.duracell.com or call Duracell Consumer Relations at 800-551-2355 if you experience any problems with the M100.

If instructions are not followed, it can cause hospitalization, serious injury, or death. Serious injuries include blindness, burns, electric shock, etc., leading to complications.

WARNING AND HAZARD TYPES

ELECTRIC SHOCK HAZARD

Do not subject the M100 to mechanical shock. Keep away from children. To reduce the risk of fire or electric shock, do not open the enclosure or expose the M100 to rain or moisture. Do not insert foreign objects into the ventilation holes. All USB plugs must be appropriately inserted and avoid using damaged cables. Do not operate outside of its operating temperature.

EXPLOSION HAZARD

Do not burn or incinerate the M100. Exposing the M100 to heat or fire may cause an explosion and personal injury or damage. Do not use near flammable gases or fumes or apparatus that produces large amounts of heat.

PRODUCT SPECIFICATIONS

M100 Product Name:	M100
M100 Model :	MCA92W-055Wh
Charger Product Name:	M-Dock
Charger Model:	M-Dock 2.0 MYA
Battery	
Chemistry	Li-Ion NMC
Battery Pack Nominal Voltage/Capacity	10.95V/ 5Ah
Battery Pack Nominal Energy	55Wh
Cell Life Cycles	500 Cycles to 80% capacity
Storage Requirement	Recharge every 3-6 months
Battery Pack Protections	Short Circuit Protection, Over / Under Temperature Protection, Overload Protection, Battery Under and Overvoltage Protection
Ports	
USB-C IN/OUT (Input and Output)	1 x 5V-3A / 9V-3A / 15V-3A / 20V-3A (60W Max output) & 5V-3A / 9V-3A / 12V-3A / 15V-2.4A / 20V-1.8A (36W Max input)
USB-A (Output)	1 X 5V - 2.4A(12W Max)
Tilt Top Wireless Charger (Output)	15W max
Second Wireless Charger (Output)	5W max
Docking Station/Charging Dock	Compatible with M-Dock
Total Output Wattage	92W (USB-C:60W+ USB-A:12W+ Wireless: 15W+ Wireless2: 5W)
M-Dock Input	100-240V ~ 50/60Hz 1.5A Max
M-Dock Output	24V 2.5A
General	
Dimensions	M100: Ø73mm x 143mm M-Dock: Ø110x14mm (excluding adaptor)
Weight	PPS: 660g±15g Adaptor & Dock: 330g±10g
PPS M100 Protections	Short Circuit Protection, Over / Under Temperature Protection, Overload Protection, Battery Pack Over Charge & Over Discharge Protection.
Discharging Temperature	3.2 -104°F (-16-40°C)
Charging Temperature	39.2-104°F (4-40°C)
Storage Temperature	42-85°F (6-29°C)
Certifications	FCC/DOE/UL/RoHS/Prop-65/TSCA
Warranty	24 Months

Refer to the table on the next page for multiple output power combinations and limits.

SIMULTANEOUS MULTI-PORT COMBINATION & OUTPUT POWER LIMITS

No.	Load Condition	USB-C	USB-A	Qi 15W	Qi 5W	Total Power
1	Each port works independently	60W	x	x	x	60W
		x	12W	x	x	12W
		x	x	15W	x	15W
		x	x	x	5W	5W
2	Maximum power combination	60W	12W	15W	5W	92W
3	USB-C supports fast charging protocols: PD3.0, QC2.0/3.0/3.0+, Samsung AFC, and Apple 2.4 A					

For safety, the M100 will automatically reduce the power during high-temperature operation.

FCC STATEMENT



This device complies with Part 15 of the FCC Rules and Class B Digital Device limits which provide protection against interference in a residential installation. Operation is subject to the following two conditions:

1. This device may not cause harmful interference
2. This device must accept any interference received, including interference that may cause undesired operation.

This device generates, uses, and can radiate radio frequency energy and, if not installed and used in accordance with the instructions, may cause interference to radio/TV communications for which the manufacturer is not responsible. Should interference occur, correct by connecting the device to another outlet on a different circuit.

Changes or modifications to this M100 not expressly approved by the party responsible for compliance could void the user's authority to operate the equipment.

NOTE: This equipment has been tested and found to comply with the limits for a Class B digital device, pursuant to Part 15 of the FCC Rules. These limits are designed to provide reasonable protection against harmful interference in a residential installation. This equipment generates uses and can radiate radio frequency energy and, if not installed and used in accordance with the instructions, may cause harmful interference to radio communications. However, there is no guarantee that interference will not occur in a particular installation. If this equipment does cause harmful interference to radio or television reception, which can be determined by turning the equipment off and on, the user is encouraged to try to correct the interference by one or more of the following measures:

1. Reorient or relocate the receiving antenna.
2. Increase the separation between the equipment and receiver.
3. Connect the equipment to an outlet on a circuit different from that to which the receiver is connected.
4. Consult the dealer or an experienced radio/TV technician for help.

This device contains license-exempt transmitter(s)/receiver(s) that comply with Innovation, Science, and Economic Development Canada's license-exempt RSS(s).

Operation is subject to the following two conditions:

1. This device may not cause interference.
2. This device must accept any interference, including interference that may cause undesired operation of the device.